


HOSE FITTING DOUBLE HEXAGON SERIES

FITTING : BF
BSP Female 60° Cone Seat Double
Hexagon Fitting




HOSE FITTING - FERRULE

FERRULE : 110
Ferrule for SAE 100R1AT DN20022 1SN
Hose



FITTING : JF ST-H
BSP Female 74° Cone Seat Double
Hexagon Fitting




FERRULE : 210
Ferrule for SAE 100R2AT 2SN Hose



FITTING : MJF-ST (Komatsu)
Metric Thread Female 74° Cone Seat Double
Hexagon Fitting



FERRULE : 400
Ferrule for SAE 100R12AT 4SN Hose






HOSE FITTING - METRIC


FITTING - MJF ST
Metric Female 74° Cone Seat




MSFF
Metric Femal Flat Seat



FITTING - MSO-ST
45° Metric Female Multi-seal



MSO 90
90° Metric Female Flat Seat



MSO 45
45° Metric Female Multi-seal



MSFF 90
90° Metric Female Flat Seat



HOSE FITTING - METRIC

MJF 90

45° Metric Female 74° Cone Seat




MSFF 45

45° Metric Female Flat Seat



MJF 45 (Komatsu)

45° Metric Female 74° Cone Seat



FF-ST

BSP Female Flat Seat



BF 45

45° BSP Female 60° Cone Seat Fitting



HOSE FITTING - BSP


BJF-ST

BSP Female 60° Cone Seat Fitting



BF-ST

BSP Female 60° Cone



FF 45

45° BSP Female Flat Seat




BF 90°

90° BSP Female 60° Cone Seat Fitting



BF 45°

45° BSP Female 60° Cone Seat Fitting



FF 90°

90° BSP Female Flat Seat



HOSE FITTING - BSP

BF 90°
90° BSP Female 60° Cone



HOSE FITTING - JIC

JF-ST
JIC Female 74° Cone Fitting



JF 90°
90° JIC Female 74° Cone



JF 45°
45° JIC Female 74° Cone Seat Fitting



OF-ST
ORFS Female Flat Seat Fitting






HOSE FITTING - JIC

HOSE FITTING - O RING SERIES

OF 90°

90° ORFS Female Flat Seat Fitting



MSO-ST

Metric Female 24° Cone O-Ring L.T.



OF 45°

45° ORFS Female Flat Seat Fitting




MSO 90°

90° Metric Female 24° Cone O-Ring L.T.



MSO 45°

45° Metric Female 24° Cone O-Ring L.T.





HOSE FITTING - FLANGE

FH3-ST

SAE Flange 3000 PSI Code 61




FH6-ST

SAE Flange 6000 PSI Code 62




FH45-3

45° SAE Flange 3000 PSI Code 61



FH45-6

45° SAE Flange 3000 PSI Code 62




FH9-ST

SAE Flange 9000 PSI Code 63



FH45°-9

45° SAE Flange 9000 PSI Code 63



HOSE FITTING - FLANGE

FH90°-9

90° SAE Flange 9000 PSI Code 63



FH90°L-3

SAE Flange



HOSE FITTING - FLANGE CLAMPS

SFC-3

SAE Split Flange Clamps 3000 PSI



SFC-6

SAE Split Flange Clamps 6000 PSI



SFCC-3

SAE Flange 3000 PSI



SFCC-6

SAE Flange 6000 PSI

